

FINANCIAL YEAR END	31 July
ENTRY FEE	Nil
EXIT FEE	5% of withdrawal amount for Units held for 1 year or less; Zero fee for Units held for more than 1 year.
ON-GOING CHARGES	Without performance fee: 2.90% With performance fee: 2.90%
BUY/SELL SPREAD	Nil

PERFORMANCE FEE

10% of the outperformance of the NAV per Unit during a performance period over the High Water Mark.

MANAGEMENT FEE	1.5% (150 basis points)*
TRUSTEE FEE	Up to 0.15% (15 basis points)*, subject to a minimum monthly fee of USD5,000
CUSTODIAN FEE	Up to 0.0275% (2.75 basis points)
DEALING FREQUENCY	Weekly (last Hong Kong Business Day of every week)
SUBSCRIPTION	Anytime, based on weekly NAV
WITHDRAWAL PERIOD	Weekly withdrawal
MARKETS	Mainland China and/or Hong Kong

REPORTING

As an investor of the fund, you will receive regular reports including :

- NAV notification by email
- Monthly Fund Manager’s Commentary by email
- Semi-annual Report
- Annual Report
- Yearly Fund Gathering
- Investor Portal

** The fees and charges may also be increased up to the maximum level as specified in the Explanatory Memorandum by giving at least one month’s prior notice to investors. Please refer to the Explanatory Memorandum for further details.*

ADDRESS	PHONE
Suite 701, 7th Floor, Chinachem Leighton Plaza, 29 Leighton Road, Causeway Bay Hong Kong	(852) 2153 1455
	EMAIL
	enquiries@capitaldynamics.hk

i Capital China Fund



NAV as at 25 Jul 2025 - USD 1.0836

- | | |
|--|--------------------|
| + Exposure to securities issued by companies listed in Hong Kong, Shanghai and/or Shenzhen | + No Short Selling |
| + Low initial investment | + No Derivatives |
| + No Entry and Exit Fees | + No Borrowings |
| | + Weekly NAV |

Managed by
Capital Dynamics Asset Management (HK) Private Limited

FUND STRUCTURE	A Sub-Fund constituted in the form of a unit trust under i Capital Master Fund, an umbrella unit trust established under the laws of Hong Kong.
INVESTMENT OBJECTIVE	To achieve long-term capital appreciation by primarily investing in equity securities issued by companies listed in Hong Kong, Shanghai and/or Shenzhen.
CURRENCY	USD
INCEPTION	2 January 2018
MINIMUM INVESTMENT	USD 1000
ADDITIONAL INVESTMENT	USD 1000
MINIMUM WITHDRAWAL	USD 1000



Cumulative Return (As of 25 Jul 2025)

US\$	YTD	1M	3M	6M	1Y	3Y	5Y	Since Inception ⁽¹⁾
ICCF	14.46%	4.10%	12.06%	11.54%	37.58%	10.46%	17.46%	8.36%
SHCOMP ⁽²⁾	7.61%	5.01%	10.87%	11.70%	25.74%	3.92%	5.64%	-2.81%
SZCOMP ⁽³⁾	11.21%	7.29%	16.79%	16.36%	41.83%	-5.08%	-5.11%	3.85%
HSI ⁽⁴⁾	24.95%	4.55%	14.13%	24.58%	48.35%	25.96%	1.91%	-17.16%
MSCI Zhong Hua	22.82%	5.86%	14.27%	23.21%	43.26%	16.97%	-13.87%	-13.35%

Notes: (1) Since 2 Jan 2018 (2) SHCOMP means Shanghai Composite Index (3) SZCOMP means Shenzhen Composite Index (4) HSI means Hang Seng Index

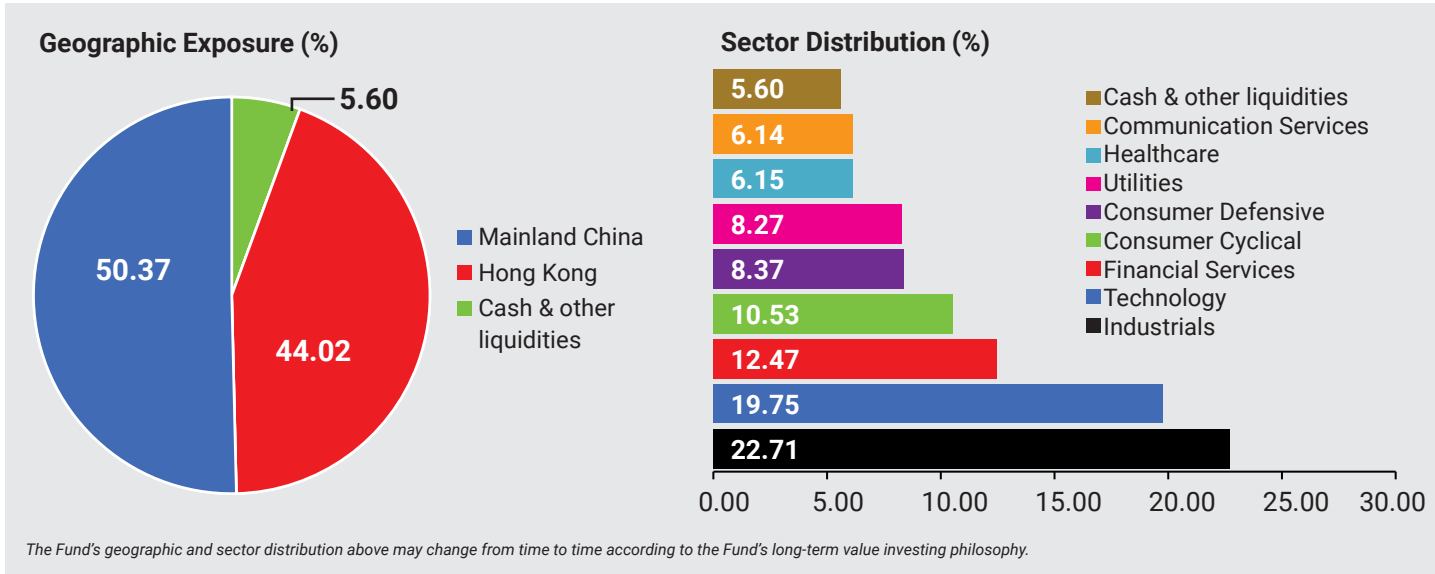
Annual Return (As of 25 Jul 2025)

US\$	ICCF
2018	-20.85%
2019	16.56%
2020	19.20%
2021	10.98%
2022	-25.67%
2023	-9.91%
2024	15.85%
2025 YTD	14.46%

Top 5 Holdings (%) (As of 25 Jul 2025)

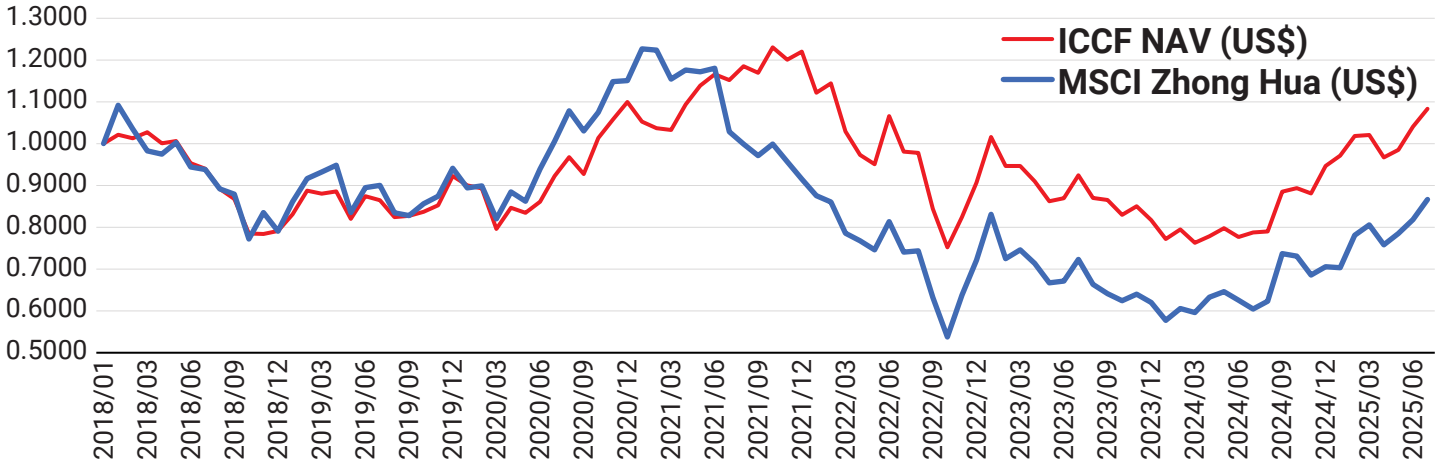
Stock Name	Weightage
Guangdong Provincial Expressway Development Co Ltd - B	14.26%
Espressif Systems Shanghai Co Ltd	13.14%
Alibaba Group Hldg Ltd - H	10.53%
Ping An Insurance Group Co Of Chinese Ltd-H	8.41%
Concord New Energy Group Ltd	8.27%
Total	54.60%

Portfolio Composition (as of 25 Jul 2025)



Disclaimer:
Investment involves risks and may not be suitable for you. This fact sheet has been provided for general information purposes only and must not in any way be construed or relied upon as personal or financial advice. No consideration has been or will be given to the individual investment objectives, financial situation or needs of any particular person. To the extent permitted by law, no liability is accepted for any loss or damage as a result of any reliance on this information. Past performance and any forecast are not necessarily indicative of future or likely performance. None of Capital Dynamics Asset Management (HK) Pte Ltd ("CDHK") nor any of its related entities guarantees the performance of any of the funds or the repayment of capital or any particular rate of return or any distribution. Please ensure you obtain and read the Explanatory Memorandum and Product Key Factsheet of the Fund prior to investing so that you are fully informed regarding the key risks and cost. Copies of the Explanatory Memorandum and Product Key Factsheet may be obtained from CDHK or downloaded at https://www.capitaldynamics.hk/en_US/i-capital-china-fund/. This material is issued by CDHK and has not been reviewed by the Securities and Futures Commission ("SFC"). *The website has not been authorized by the SFC.

Historical NAV per Unit vs MSCI Zhong Hua (Rebased)



FUND MANAGER

Capital Dynamics Asset Management (HK) Private Limited holds a Type 9 (Asset Management) licence issued by Securities and Futures Commission Hong Kong (SFC). Its principal activity is to provide asset management service to corporations, institutions and individual investors.

Besides providing discretionary investment management service for professional investors, we manage the *i* Capital China Fund, retail unit trust fund authorised by the SFC.

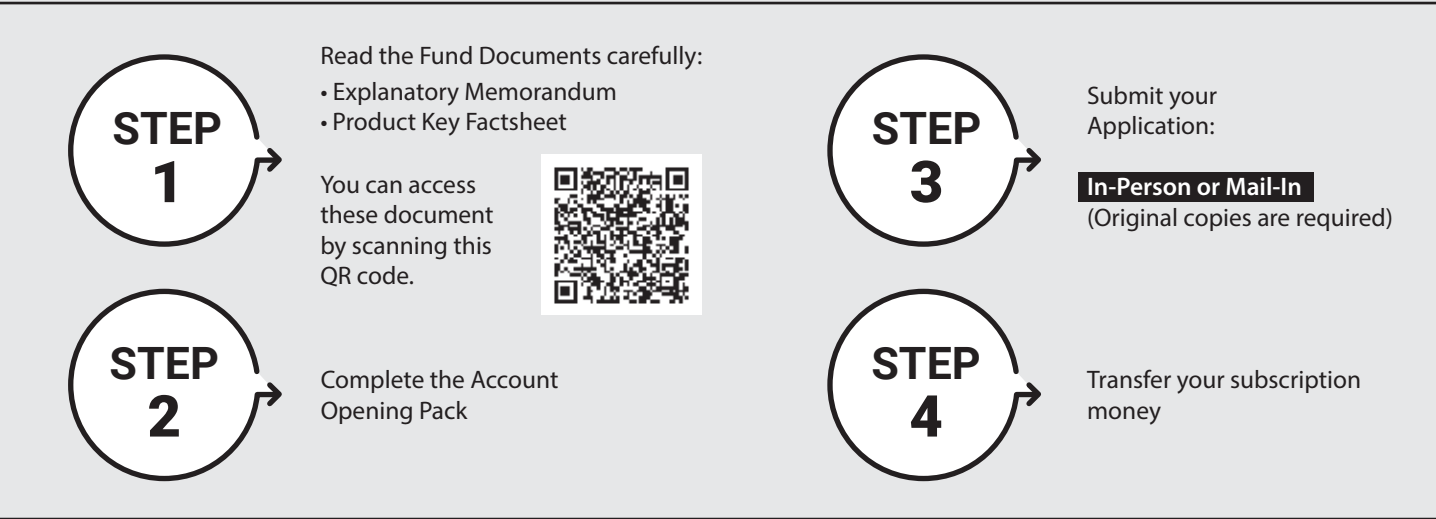
The philosophy of the Capital Dynamics group is based on the 3 "i"s, that is, Independence, Intelligence and Integrity. The group has fund management and investment advisory operations in Sydney, Hong Kong, Singapore, Kuala Lumpur and a research office in Shanghai. CDHK practises and recognises the importance of Independence, Intelligence and Integrity in the provision of its services.

WHERE WE INVEST

The Fund aims to invest primarily in securities listed in the following stock markets:



HOW TO INVEST



CONTACT US

Hong Kong (852) 2153 1455	Kuala Lumpur (603) 2779 7716	Sydney (612) 9262 2621/16/36	Shanghai (86) 21 5308 5066
enquiries@capitaldynamics.hk	www.capitaldynamics.hk		